

FLEX 4ML



Multi-Layer Splicing Videowall Processor

RGBlink[®]

FLEX4ML

4K videowall splicing solution

With up to eight inputs including a 4K@60 module fitted as standard, FLEX4ml offers a wide range of input source options which can be switched on demand to the output displays either as the main program output or as PIP's. Four independent 2K outputs are provided along with optionally duplicated outputs for each. Ideal for commercial display applications, FLEX4ml is much more than video splicing for video walls, with multi-layer technology providing a resource up to eight video layers all with all sources, synchronised for output.



4K as Standard

Fitted standard with a 4K input module, FLEX4ml features signal support for HDMI 2.0, DisplayPort 1.2 and Dual Link DVI.

Expandable Input Support

FLEX4ml has a modular design allowing the additional of up to another four input signals selectable from the wide range of native signal options for increased flexibility and resilience.

4K 2K Splicing

Seamlessly splice 4K@60 signals to multiple 2K outputs fully synchronised and pixel perfect.

Dynamic Multi-Layer Splicing

Arrange layers across outputs, select from built-in presets or customise as needed.



Duplicated Outputs

Each of the four DVI outputs maybe optionally supported with a duplicated redundant output which may be used for loop back, backup or area of interest configurations.

Flexible Operations

FLEX4ml provides multiple operation modes including 4K2K, 8K1K and 4K1K Splicing, Presentation modes. Devices may be deployed in a variety of ways allowing a high level of hardware and operational consistency.

Switch Seamlessly

Recall and switch between presets on demand or on a schedule with jitter free seamless switching regardless of sources selected.

Powerful Configuration & Control

Configure and control FLEX4ml from XPOSE® - the rich UI desktop platform for Windows and macOS. Control FLEX4ml over Ethernet with either XPOSE or RGBlink OpenAPI which provides extensive integration opportunities with virtually any 3rd party control.

Genlock Y

Genlock Y (Blackburst) input and loop facilities are provided allowing FLEX4ml to be synchronised with other video devices in conjunction with a Genlock Generator.

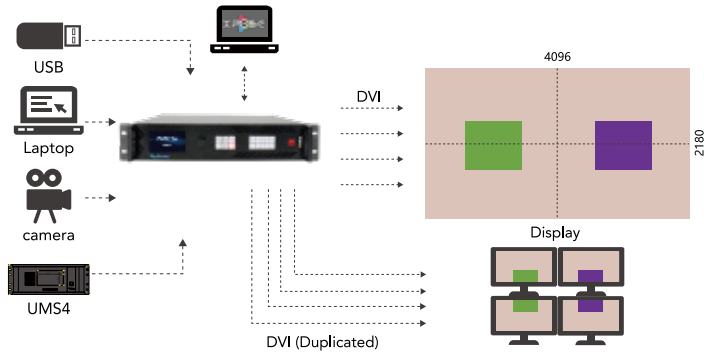


Videowall Splicing

Use FLEX4ml splicing mode operations to configure continuous videowall displays in a variety of ways with single or multiple video sources.

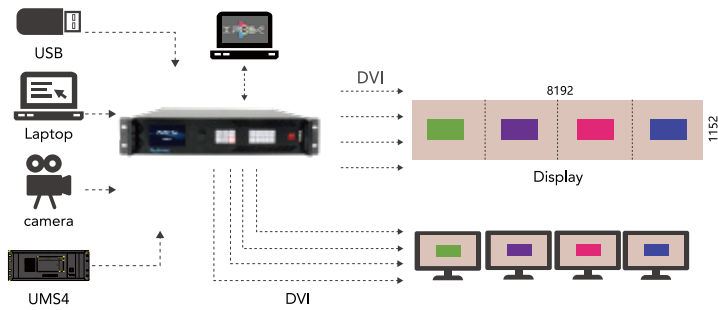
4K2K Splicing

Input a 4K source via DisplayPort or HDMI with output split and spliced to the four outputs pixel-topixel and with bezel offset support. Overlay windows or PIPs can be applied with up to 8 layers total across the displays including the main source.



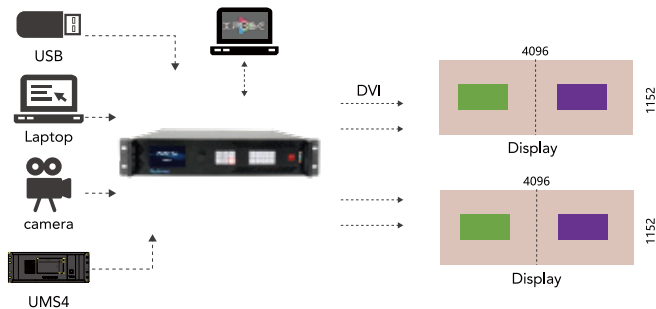
8K1K splicing

Input a 4K1K source via DisplayPort, HDMI or DVI with output scaled, split and spliced to the four outputs to create a 8K wide display. Use up to four PIP layers.



Dual 4K1K Splicing

Input a 4K1K source via DisplayPort, HDMI or DVI with output split and spliced to each pair of two with up a PIP layer available for each output.



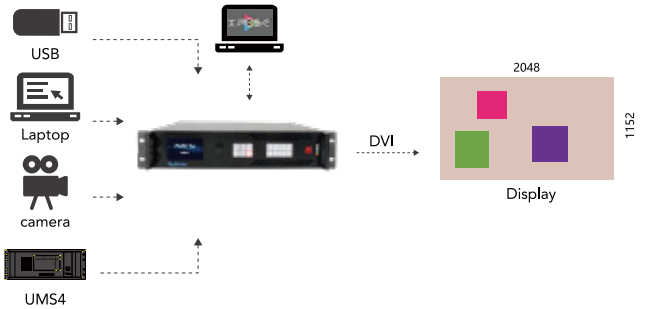
Presentation Switching

Use multiple video layers on a 2K output and background with fade-in-fade out of windows/PIPs.



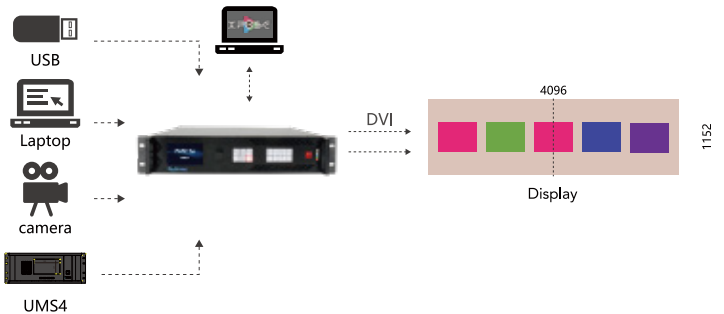
2K Presentation

Up to in total of 4 layers may be used on a single 2K DVI output display. With a dedicated background layer from one of the input (One 4K input or 2 separately 2K inputs to be used for this live input), or saved background picture, the operator can add up to 7 layers on the top of the background, in different presets.



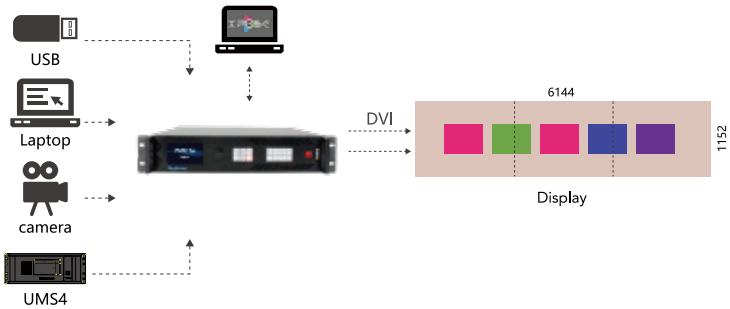
4K1K Presentation

Up to in total of 8 layers may be used on two 2K DVI outputs display. With a dedicated background layer from one of the input (One 4K input or 2 separately 2K inputs to be used for this live input), or saved background picture, the operator can add up to 3 layers on the top of each 2K output, in different presets.



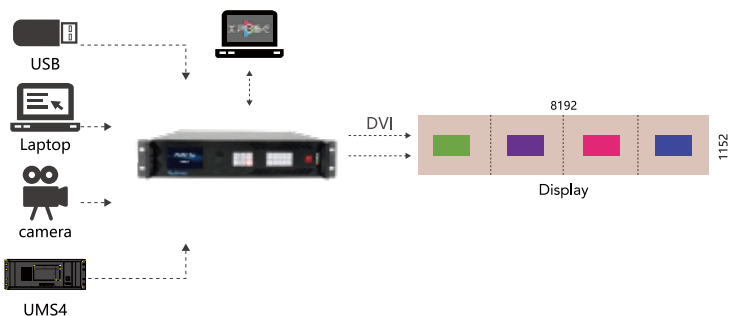
12K Presentation

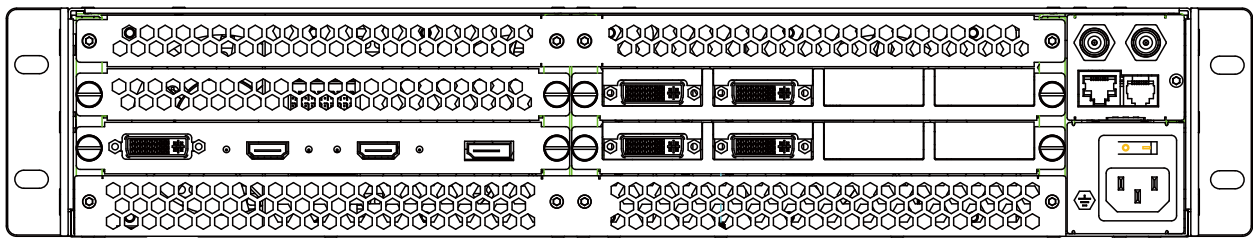
Up to in total of 8 layers may be used on three 2K DVI outputs display. With a dedicated background layer from one of the input (One 4K input or 2 separately 2K inputs to be used for this live input), or saved background picture, the operator can add up max 2 layers on the top of each 2K output, in different presets.



16K Presentation

Up to in total of 8 layers may be used on three 2K DVI outputs display. With a dedicated background layer from one of the input (One 4K input or 2 separately 2K inputs to be used for this live input), or saved background picture, the operator can add 1 layers on the top of each 2K output, in different presets.





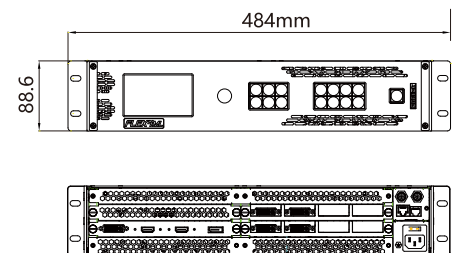
Specification

Connectors	Input	2 slots, up to 8 inputs			
		Standard with	4K Digital Module	1×DVI-I 2×HDMI-A 1×DisplayPort	
		Optional, select from	HDMI 2K Module	1×HDMI-A	
			3G SDI Module	2×BNC (1 In/1 Loop)	
			DVI Module	1×DVI-I (Compatible VGA,CVBS ,YPbPr)	
		HDBaseT Module	1×RJ45		
		USB Module	2×USB-A (1 In/1 Backup)		
	Output	Standard with	DVI	4×DVI-I(DVI only)	
Communication			LAN	1×RJ45	
			RS 232	1×RJ11	
			Genlock In/Loop	2×BNC	
Power				1×IEC	
Performance	Input Resolutions	SDI			
		SMPTE	480i 576i 720p@50/60 1080i@59.94/60 1080p@50/59.94/60		
		HDMI 1.3 DVI HDBaseT			
		SMPTE	480i 576i 720p@50/59.94/60 1080i@50/59.94/60 1080p@50/59.94/60		
		VESA	800×600@60 1024×768@60 1280×768@60 1280×1024@60 1600×1200@60 1920×1080@50/59.94/60 1920×1200@60 2048×1152@60		
		HDMI 1.4			
		SMPTE	480i 576i 720p@50/59.94/60 1080i@50/59.94/60 1080p@50/59.94/60		
		VESA	800×600@60 1024×768@60 1280×1024@60 1440×900@60 1600×1200@60 1920×1080@50/59.94/60 3840×2160@30		
		DP 1.2			
		VESA	800×600@60 1024×768@60 1280×1024@60 1440×900@60 1600×1200@60 1920×1080@50/59.94/60 840×2160@60 4096×2160@60		
		HDMI 2.0			
		SMPTE	480i 576i 720p@50/59.94/60 1080i@50/59.94/60 1080p@50/59.94/60 2160p@50/60		
		VESA	800×600@60 1024×768@60 1280×1024@60 1440×900@60 1600×1200@60 1920×1080@50/59.94/60 3840×2160@60 4096×2160@60		
Output Resolutions	Select from below or configure customized				
	DVI				
	SMPTE	720p@50/59.94/60 1080p@50/59.94/60			
	VESA	800×600@60 1024×768@60 1280×720@50/59.94/60 1280×800@60 1280×960@60 1280×1024@60 1400×1050@60 1600×1200@60 1920×1080@50/59.94/60 2048×1152@50/60			
Supported Standards	SDI	3G/ HD / SD	DisplayPort	1.2	
	HDMI	2.0 / 1.4 / 1.3	HDBaseT	1.0	
	DVI	Dual Link DVI			
Power	Input Voltage	AC 100~240V, 50/60Hz			
	Max Power	100W			
Environment	Temperature	0°C ~ 40°C			
	Humidity	10%~85%			
Physical	Weight	Net(Device)	9.5kg		
		Packaged	15.5kg		
	Dimension	Net(Device)	484mm×413mm×91mm		
		Packaged	630mm×595mm×255mm		

Order Codes

Product Code	Item
710-0004-02-0	FLEX4ML
190-0001-10-2	Single USB Input/Backup Module
190-0001-07-2	Single SDI Input/Loop Module
190-0001-13-2	Single HDMI Input Module
190-0001-04-2	Single DVI Input Module
190-0002-29-0	Single HDBaseT Input Module
980-0004-01-0	EXT 4F-IM Matrix Input Interface

Dimensions



HDMI® HDCP™

WEB: www.rgblink.com EMAIL: sales@rgblink.com PHONE: +86 592 5771197
Proudly designed and manufactured in **Xiamen Hi Technology Zone, China**

RGBlink®



www.rgblink.com